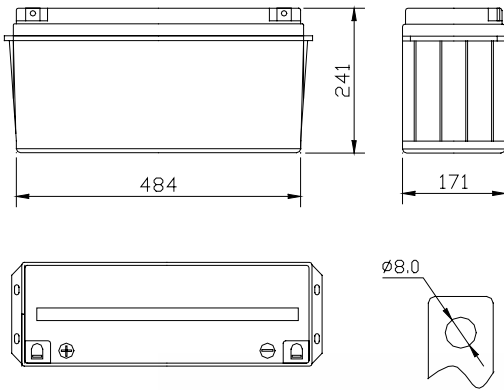




PC12-150 12V150Ah

The battery is constructed by plates, separators, safety valves and container. Since the electrolyte is held by a glassmat separator and plates, the battery can use in any direction and position without leakage

Outer Dimensions



Performance Characteristics

Nominal Voltage	12V
Number of cell	6
Design Life	10 years (at 25°C)
Nominal Capacity 77°F(25°C)	
20 hour rate(7.5A, 10.5V)	150Ah
10 hour rate(13.9A, 10.5V)	139Ah
5 hour rate(25.5A, 10.5V)	127.5Ah
1 hour rate(97.5A, 9.6V)	97.5Ah
Internal Resistance	
Fully Charged battery 77°F(25°C)	3mΩ
Self-Discharge	
3% of capacity declined per month at 20°C(average)	
Operation Temperature Range	
Discharge	-20~60°C
Charge	-10~60°C
Storage	-20~60°C
Max. Discharge Current 77°F(25°C)	1500A(5s)
Short Circuit Current	4500A
Charge Methods: Constant Voltage Charge 77°F(25°C)	
Cycle use	14.5-15.0V
Maximum charging current	45A
Temperature compensation	-30mV/°C
Floating	
.....	13.4-13.8V
Temperature compensation	-20mV/°C

Dimensions and Weight

Length (mm / inch)	484 / 19.05
Width (mm / inch)	171 / 6.73
Height (mm / inch)	241 / 9.49
Total Height (mm / inch)	241 / 9.49
Approx. Weight (kg / lbs)	42.6 / 93.9

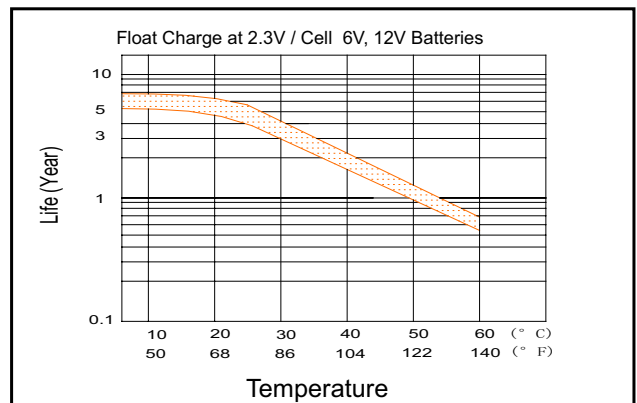
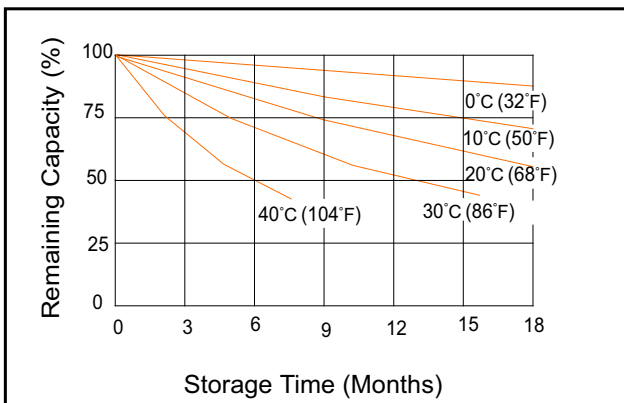
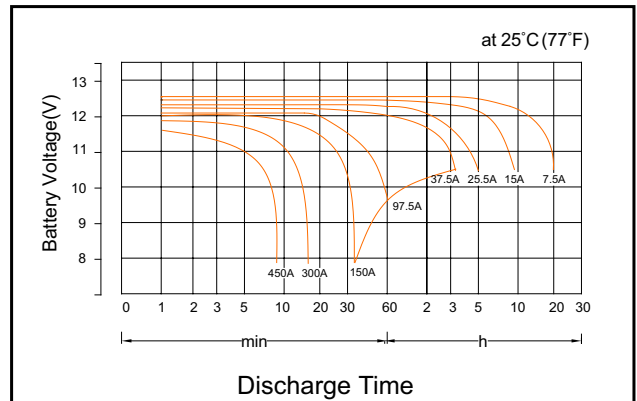
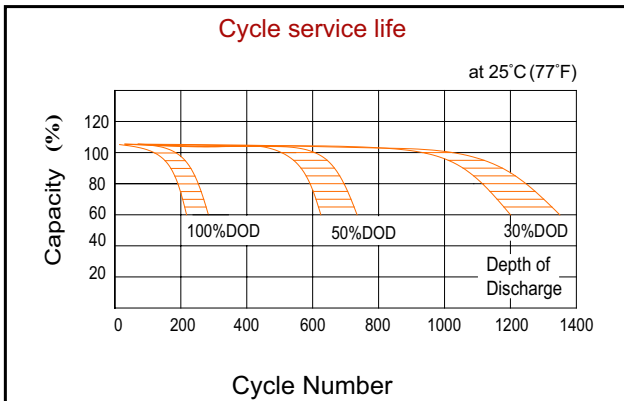
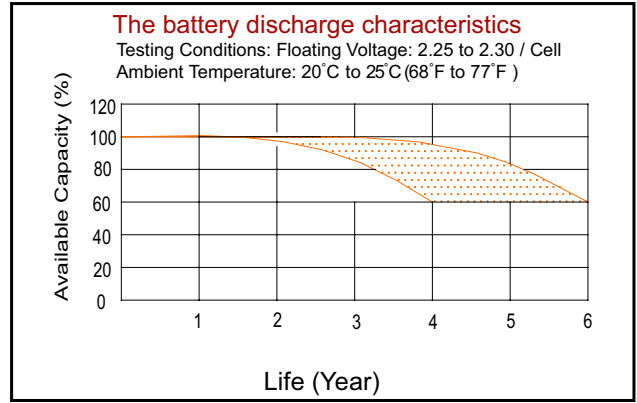
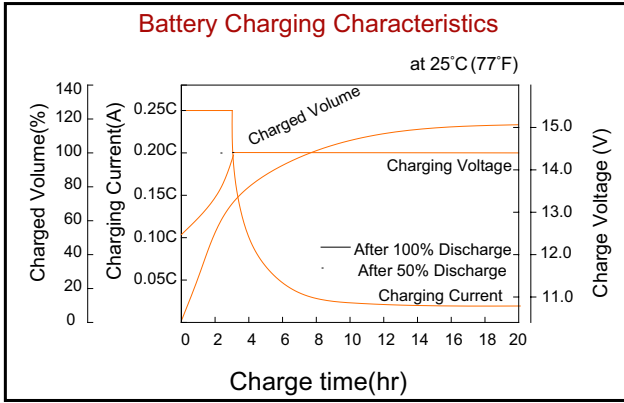
Battery Constructions

Component	Positive plate	Negative plate	Container	Cover	Safety valve	Terminal	Separator	Electrolyte
Raw material	Lead dioxide	Lead	UL94V2	UL94V2	Rubber	Copper	Fiberglass	Sulfuric acid

Charging Methods

Application	Charging method	Charging Voltage at 25°C	Temperature compensation coefficient of charging voltage	Max. charging current	Charging time 25°C(h)		Temp (°C)
					100% discharge	50% discharge	
For Floating service	Constant voltage & Constant Current Charging (with current restriction)	13.4-13.8V	-20 mV/°C	45A	24	20	(0~40°C) (32~104°F)
For cycle service		14.5-15.0V	-30 mV/°C	45A	16	10	

*Temperature compensation of charging voltage is not needed when using the batteries within 15°C to 35°C range.



Discharge Constant Current (Amperes at 77°F/25°C)

F.V/Time	5min	10min	15min	30min	45min	1h	2h	3h	5h	8h	10h	20h
1.60V	525	420	300	173	123	97.5	52.5	37.9	25.8	16.9	14.1	7.66
1.65V	510	405	285	169	121	96.8	52.1	37.8	25.6	16.9	14.1	7.66
1.70V	480	375	270	165	120	96.0	51.8	37.5	25.5	16.8	13.9	7.50
1.75V	420	315	255	156	119	94.5	51.0	37.1	25.5	16.6	13.9	7.50
1.80V	375	270	240	135	117	93.0	49.5	36.0	25.2	16.6	13.6	7.36

Discharge Constant Power (Watts/Cell at 77°F/25°C)

F.V/Time	5min	10min	15min	30min	45min	1h	2h	3h	5h	8h	10h	20h
1.60V	956	766	553	334	234	188	101	73.2	49.8	32.9	27.4	15.0
1.65V	916	735	522	323	231	184	100	72.8	49.5	32.7	27.3	15.0
1.70V	873	691	497	308	228	184	99.3	72.4	49.2	32.7	27.3	14.9
1.75V	765	584	470	289	225	181	97.9	71.6	49.2	32.3	27.0	14.6
1.80V	683	525	443	251	222	179	94.9	69.4	48.8	32.3	26.6	14.3



PCE BATTERY INDUSTRIAL

4805 Colombo Mississauga, ON L5M 7R3, Canada
Tel: 1(905) 607-2552 Fax: 1(905) 607-9811 sales@pcebattery.com

WWW.PCEBATTERY.COM