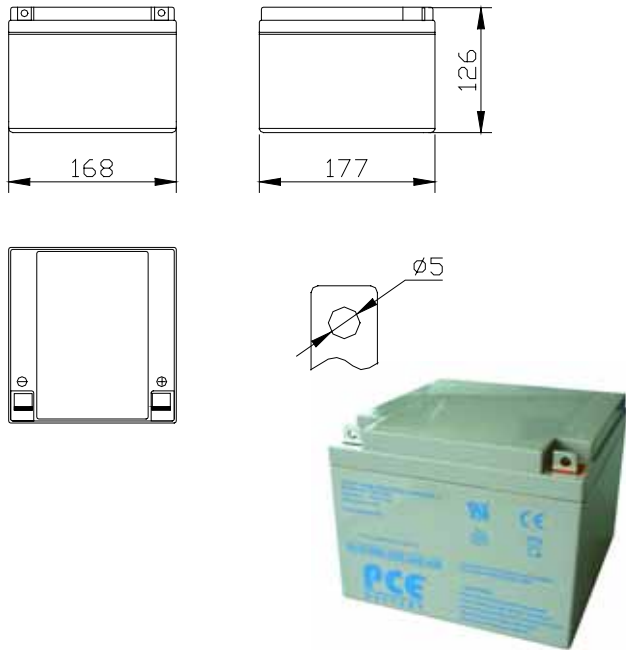




# PC12-26 12V26Ah

The battery is constructed by plates, separators, safety valves and container. Since the electrolyte is held by a glassmat separator and plates, the battery can use in any direction and position without leakage

## Outer Dimensions



## Dimensions and Weight

Length (mm / inch)	177 / 6.97
Width (mm / inch)	168 / 6.61
Height (mm / inch)	126 / 4.96
Total Height (mm / inch)	126 / 4.96
Approx. Weight (kg / lbs)	8.5 / 18.7

## Performance Characteristics

Nominal Voltage	12V
Number of cell	6
Design Life	6 years (at 25°C)
Nominal Capacity 77°F(25°C)	
20 hour rate(1.3A, 10.5V)	26Ah
10 hour rate(2.42A, 10.5V)	24.2Ah
5 hour rate(4.42A, 10.5V)	22.1Ah
1 hour rate(16.9A, 9.6V)	16.9Ah
Internal Resistance	
Fully Charged battery 77°F(25°C)	13mΩ
Self-Discharge	
3% of capacity declined per month at 20°C(average)	
Operation Temperature Range	
Discharge	-20~60°C
Charge	-10~60°C
Storage	-20~60°C
Max. Discharge Current 77°F(25°C)	390A(5s)
Short Circuit Current	1300A
Charge Methods: Constant Voltage Charge 77°F(25°C)	
Cycle use	14.5-15.0V
Maximum charging current	7.8A
Temperature compensation	-30mV/°C
Floating	13.4-13.8V
Temperature compensation	-20mV/°C

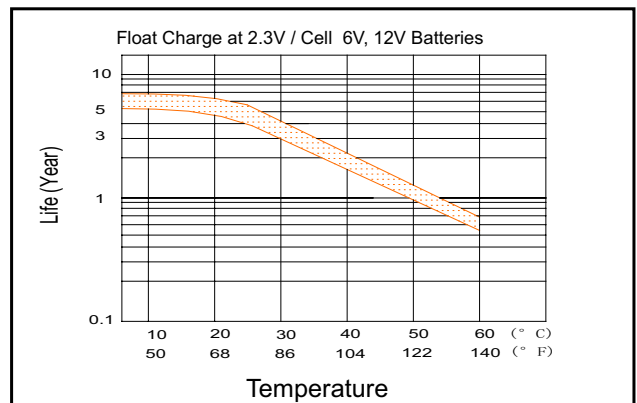
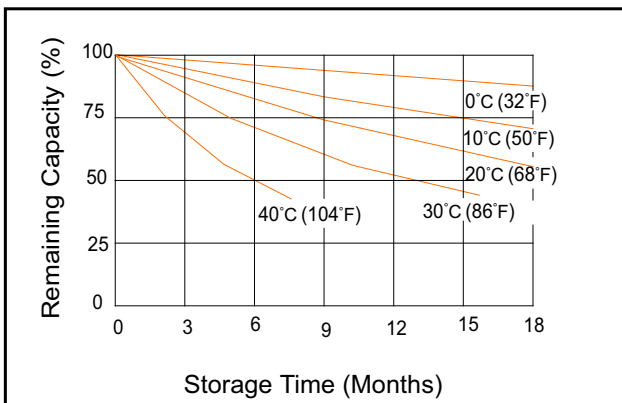
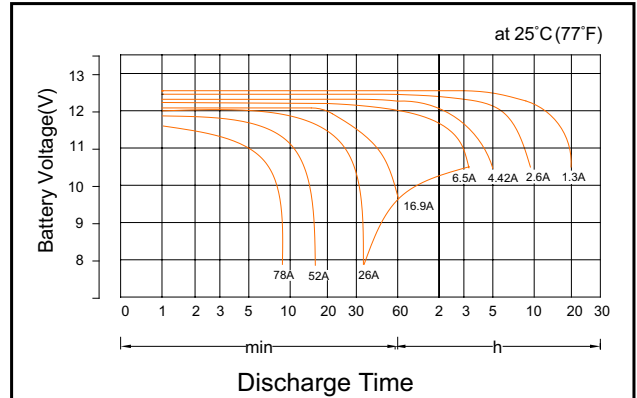
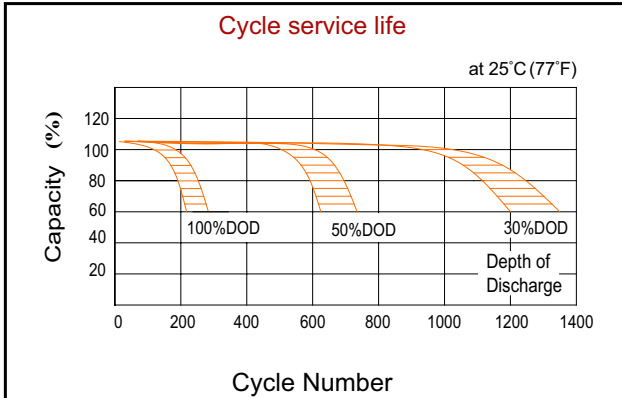
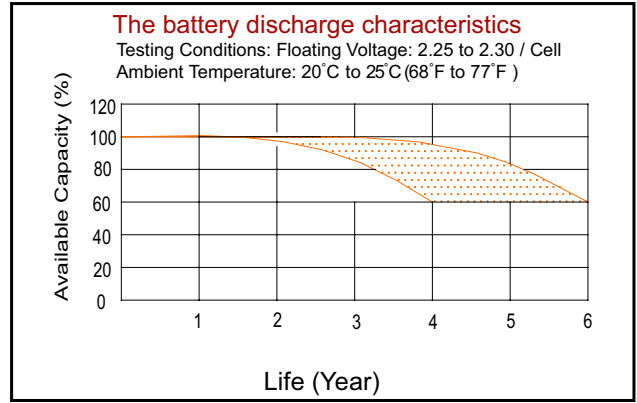
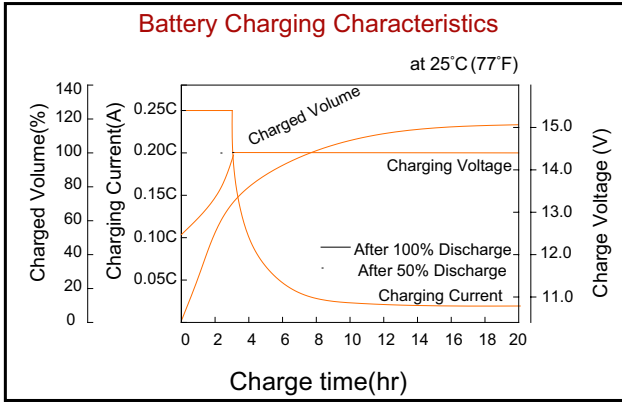
## Battery Constructions

Component	Positive plate	Negative plate	Container	Cover	Safety valve	Terminal	Separator	Electrolyte
Raw material	Lead dioxide	Lead	UL94V2	UL94V2	Rubber	Copper	Fiberglass	Sulfuric acid

## Charging Methods

Application	Charging method	Charging Voltage at 25°C	Temperature compensation coefficient of charging voltage	Max. charging current	Charging time 25°C(h)		Temp (°C)
					100% discharge	50% discharge	
For Floating service	Constant voltage & Constant Current Charging (with current restriction)	13.4-13.8V	-20 mV/°C	7.8A	24	20	(0~40°C) (32~104°F)
For cycle service		14.5-15.0V	-30 mV/°C	7.8A	16	10	

\*Temperature compensation of charging voltage is not needed when using the batteries within 15°C to 35°C range.



### Discharge Constant Current (Amperes at 77°F/25°C)

F.V/Time	5min	10min	15min	30min	45min	1h	2h	3h	5h	8h	10h	20h
1.60V	91.0	72.8	52.0	29.9	21.3	16.9	9.10	6.58	4.47	2.94	2.45	1.32
1.65V	88.4	70.2	49.4	29.4	21.0	16.8	9.02	6.55	4.44	2.94	2.45	1.32
1.70V	83.2	65.0	46.8	28.6	20.8	16.7	8.97	6.50	4.42	2.91	2.42	1.30
1.75V	72.8	54.6	44.2	27.1	20.6	16.4	8.84	6.42	4.42	2.88	2.42	1.30
1.80V	65.0	46.8	41.6	23.4	20.3	16.1	8.58	6.24	4.37	2.88	2.36	1.28

### Discharge Constant Power (Watts/Cell at 77°F/25°C)

F.V/Time	5min	10min	15min	30min	45min	1h	2h	3h	5h	8h	10h	20h
1.60V	165.6	132.8	95.8	58.0	40.5	32.5	17.4	12.7	8.63	5.70	4.76	2.60
1.65V	158.8	127.4	90.5	55.9	40.1	32.0	17.3	12.6	8.58	5.67	4.73	2.60
1.70V	151.3	119.8	86.2	53.3	39.5	32.0	17.2	12.6	8.53	5.67	4.73	2.58
1.75V	132.6	101.2	81.5	50.2	39.0	31.4	17.0	12.4	8.53	5.59	4.68	2.52
1.80V	118.3	91.0	76.7	43.4	38.5	31.0	16.5	12.0	8.45	5.59	4.60	2.47



**PCE BATTERY INDUSTRIAL**

4805 Colombo Mississauga, ON L5M 7R3, Canada

Tel: 1(905) 607-2552 Fax: 1(905) 607-9811 sales@pcebattery.com

WWW.PCEBATTERY.COM